



Le graphème

b



Le son

[b]

Complète par le graphème étudié s'il est présent dans le mot.



ouche



allon



otte




iberon




sala e



arbe




onbon




omino



ro inet



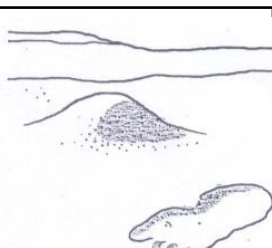
pé ale




outon



rare



sa le



ar oise



ta ouret



hi ou



Le graphème

b



Le son

[b]

Choisis la bonne syllabe pour compléter chacun de ces mots..

bu

bu

bo

bo

be

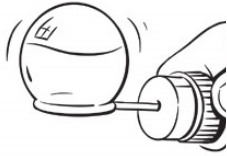
be

bé

bé




ro _ t



_ lle



bé _



tu _

bo

bo

be


be

bi

bi

ba

ba



ro _ net



ro _



_ tte



_ llon



Le graphème

b




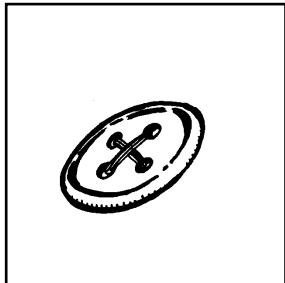
Le son

[b]


Complète en écrivant l'une de ces syllabes dans la bonne case.

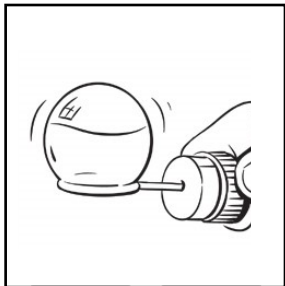
ba, bo, bu, bi, bou, boi, bon, lle, bre, bra, bar




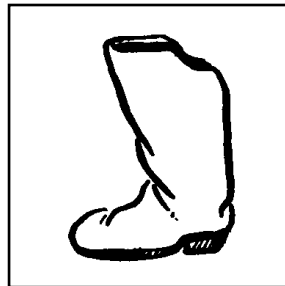
















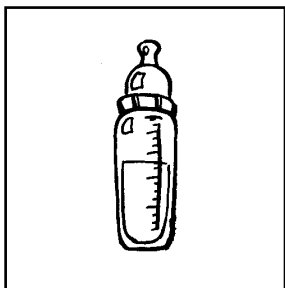























Le graphème

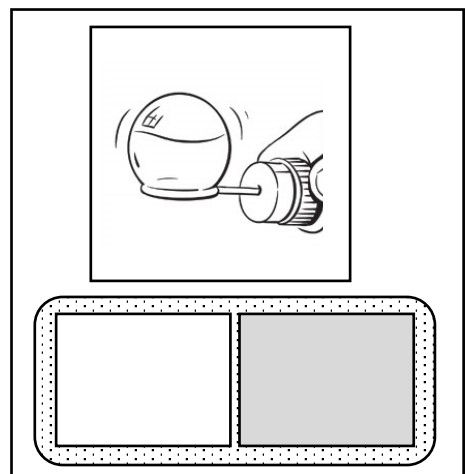
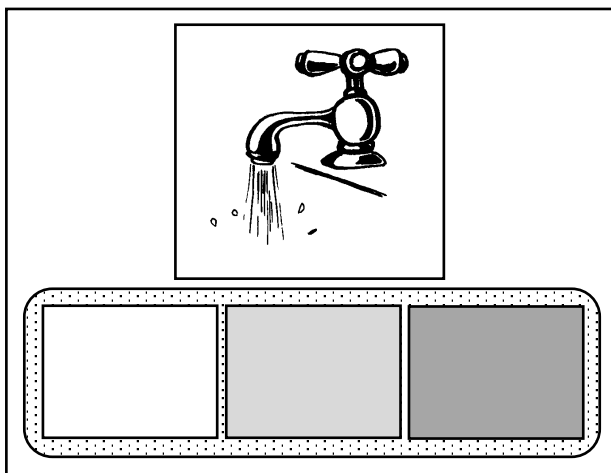

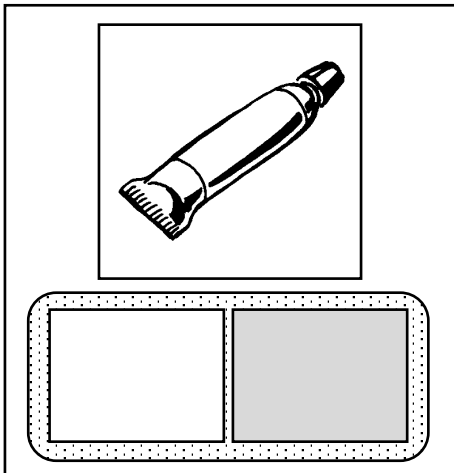
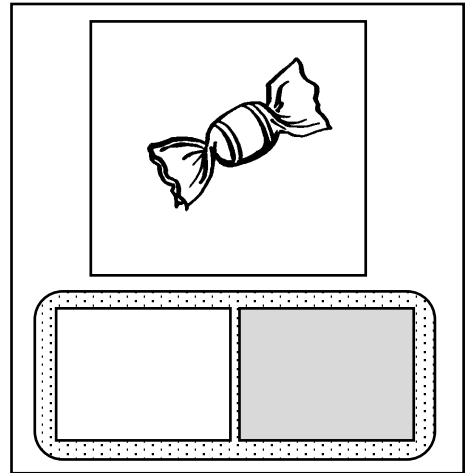
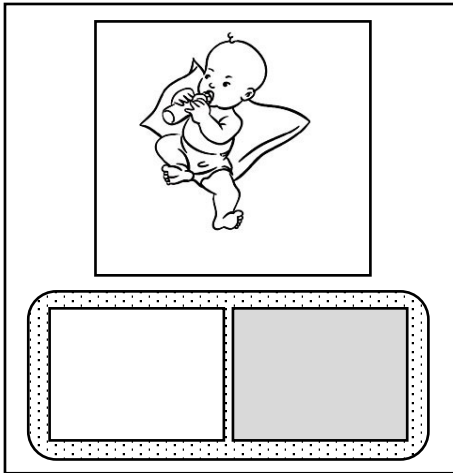
b



Le son

[b]

Reconstitue ces mots en utilisant les syllabes ci-dessous.



tu	ro	bu	ro	bé	bon	
be	bi	lle	bo	bon	bé	net





Le graphème

b



Le son

[b]

Essaie d'écrire ces mots en te servant uniquement de tes connaissances.

Pour t'aider et pour te corriger, tu peux déplier la partie placée au bas de la page.

1



Four horizontal lines for writing: blue, green, red, and black.

2



Four horizontal lines for writing: blue, green, red, and black.

3



Four horizontal lines for writing: blue, green, red, and black.

4



Four horizontal lines for writing: blue, green, red, and black.

5



Four horizontal lines for writing: blue, green, red, and black.

6



Four horizontal lines for writing: blue, green, red, and black.

7



Four horizontal lines for writing: blue, green, red, and black.

8



Four horizontal lines for writing: blue, green, red, and black.

9



Four horizontal lines for writing: blue, green, red, and black.

10



Four horizontal lines for writing: blue, green, red, and black.

11



Four horizontal lines for writing: blue, green, red, and black.

12



Four horizontal lines for writing: blue, green, red, and black.

13



Four horizontal lines for writing: blue, green, red, and black.

14



Four horizontal lines for writing: blue, green, red, and black.

15



Four horizontal lines for writing: blue, green, red, and black.

16



Four horizontal lines for writing: blue, green, red, and black.

table - boire - bidon - bravo - biberon - bonbon - arbre - barbe

bébé - arbre - bouton - robe - robinet - hibou - botte - tabouret

Dictée en binômes

Prénom : _____

1		bo
2		bou
3		boi
4		bon
5		bar
6		bra
7		bor
8		bre
9		blou
10		ble
11		bonbon
12		bébé
13		boire
14		bouton
15		des bottes
16		bravo
17		ballon
18		sable
19		bouée
20		blouson

Dictée en binômes

Prénom : _____

1		bo
2		bou
3		boi
4		bon
5		bar
6		bra
7		bor
8		bre
9		blou
10		ble
11		bonbon
12		bébé
13		boire
14		bouton
15		des bottes
16		bravo
17		ballon
18		sable
19		bouée
20		blouson

Complète chaque phrase en entourant la bonne réponse (à gauche ou à droite de la page).

bébé	1. Le _____ boit son biberon.	pépé
bidon	2. Il ouvre le robinet et remplit un _____.	ballon
table	3. Rémi a posé sa bouée sur le _____.	sable
bouton	4. Le _____ broute sous un arbre.	mouton
bidon	5. Elle a mis un _____ et des bottes de moto.	blouson

Complète ces phrases avec un des mots proposés en bas de page.

1. Le bébé boit son _____ dans son lit.
2. Il ouvre le _____ pour remplir son bidon.
3. Rémi a posé sa _____ sur le sable.
4. Les moutons broutent sous les _____.
5. Maman a mis un blouson et des _____ de moto.

bouée, bottes, biberon, arbres, robinet