

### Objectifs :

Ce module vise à un objectif principal : **Compter les syllabes orales dans un mot**

Cependant, cette activité met en jeu une autre compétence : la segmentation des mots en syllabes.

### Le livret interactif :

Pour ouvrir le livret interactif, il faut ouvrir le dossier puis cliquer sur le lecteur (1. Lecteur)

Ce livret interactif propose 3 séances de travail portant sur 3 thèmes différents :

les animaux,  
les fruits et légumes,  
les vêtements.

### Le livret d'accompagnement (fiches à imprimer)

En complément du livret interactif et pour chacune de ces trois séances :

- Il propose des cartes à manipuler.

*Jeu des jetons : Chacun leur tour, les élèves lancent un dé et gagnent autant de jetons qu'indiqué sur le dé. Au fur et à mesure de la partie, ils placent ces jetons sur les cartes-mot qu'ils piochent. Ils placent autant de jetons qu'ils entendent de syllabes orales dans le mot. Le gagnant est celui qui a complété le plus de cartes-mot.*

*Jeu de bataille : Toujours avec les mêmes cartes, les élèves peuvent procéder à une bataille de syllabes. Celui remporte la mène est celui possédant la carte-mot qui a le plus de syllabes orales. En cas d'égalité, on procède comme dans le jeu traditionnel de la bataille par un nouveau tirage.*


*Tri des cartes dans des boîtes de 1 ou 2 ou 3 syllabes.*

- Pour prolonger ces activités de comptage, dans chaque séance, 6 mots font l'objet d'un travail complémentaire. Il s'agit de développer certains préalables à l'apprentissage de lecture :
  - entraînement systématique à la mémorisation,
  - à la discrimination visuelle,
  - voire pour certains élèves à la reconnaissance directe des mots.

Ce module est bâti à partir des images mises à disposition sur le site [www.picto.qu.ca](http://www.picto.qu.ca) et sur l'espace « Clic Images » du CNDP .

## Description du matériel :

Pour chaque séance, vous trouverez



des cartes à découper, à trier.  
*Ces cartes serviront aussi à jouer à la bataille.)*

un réservoir de fiches portant sur 6 mots utilisés dans le livret interactif :

**Entraîner sa mémoire avec la boîte à**

avant de commencer, observe bien tous les dessins d'animaux proposés en bas de page.  
Pour chaque série, mémorise le nom des animaux, pile la feuille, retrouve les parmi les dessins et entoure-les de la couleur demandée. Dépile et vérifie.

Série 1 (à entourer en rouge) :

Série 2 (à entourer en bleu) :

Un entraînement à la mémorisation immédiate

chat	chat
chameau	chameau
chasseur	chasseur
chalet	chalet
château	château
chamois	chamois
chapeau	chapeau

Des jeux de Memory permettant de discriminer les mots les uns par rapport aux autres, d'associer majuscules et minuscules, script et cursif

Pile les deux grammaires du même mot.

chat	chameau
chameau	chapiteau
chasseur	chat
chalet	chaise
château	château
chamois	chacun
chapeau	chalet
	chemin
	chasseur
	château
	chamois
	chapeau
	cadeau
	chamois













Exercices en lien avec les jeux de Memory















Pile les images et mots.





	chameau
	chat
	château
	chale
	chasseur
	chapeau
	chamois

Reconnaissance directe des mots

# Séance 1 : Les animaux









# Entraîner sa mémoire



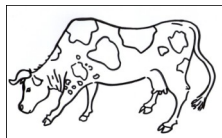
















*Avant de commencer, observe bien tous les dessins d'animaux proposés en bas de page.*

*Pour chaque série, mémorise le nom des animaux, plie la feuille, retrouve-les parmi les dessins et entoure-les de la couleur demandée. Déplie et vérifie.*

Série 1 (à entourer en rouge) :



Série 2 (à entourer en bleu) :




# Entraîner sa mémoire



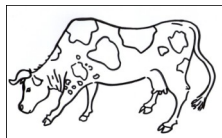


















*Avant de commencer, observe bien tous les dessins d'animaux proposés en bas de page.*

*Pour chaque série, mémorise le nom des animaux, plie la feuille, retrouve-les parmi les dessins et entoure-les de la couleur demandée. Déplie et vérifie.*

Série 1 (à entourer en rouge) :


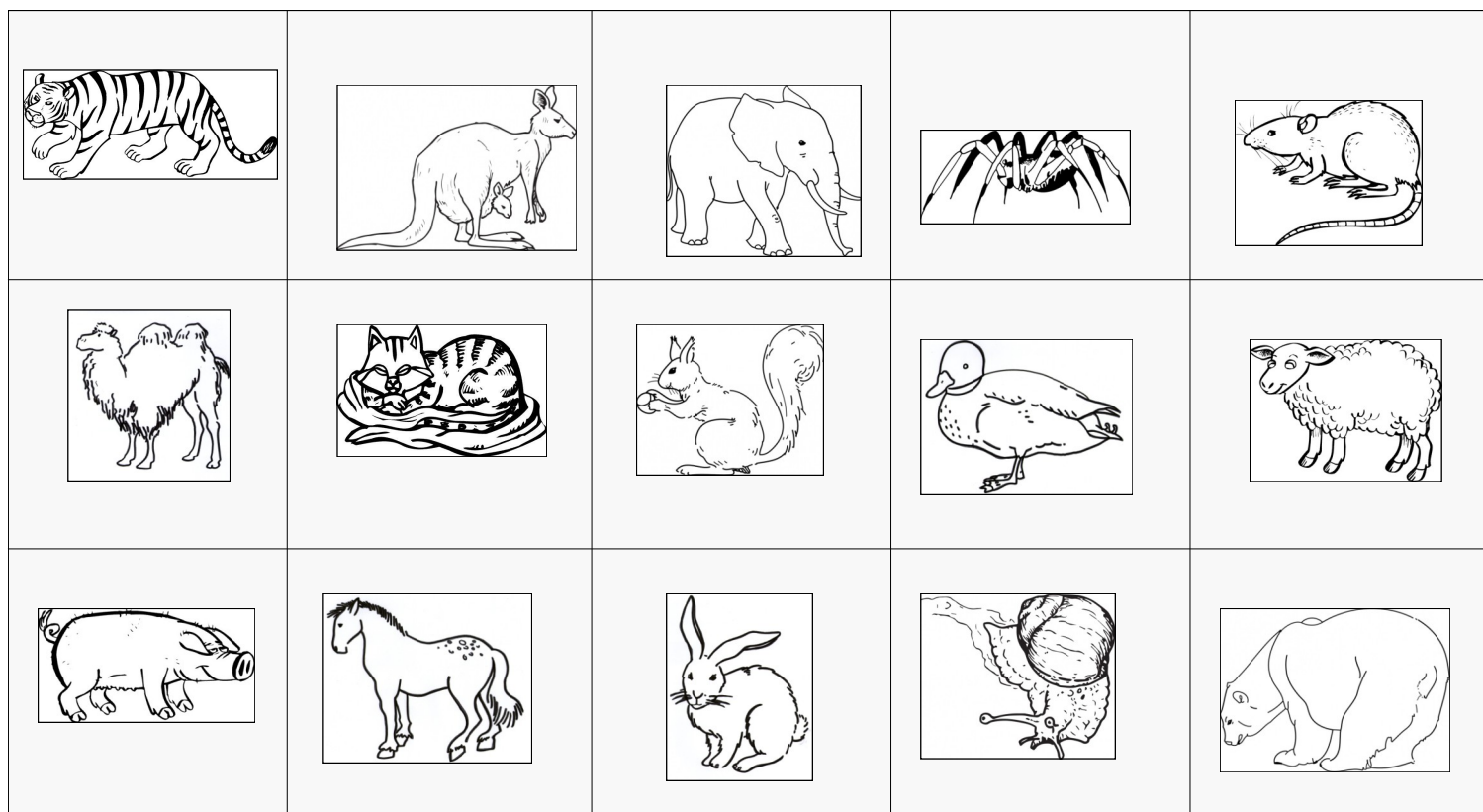


Série 2 (à entourer en bleu) :




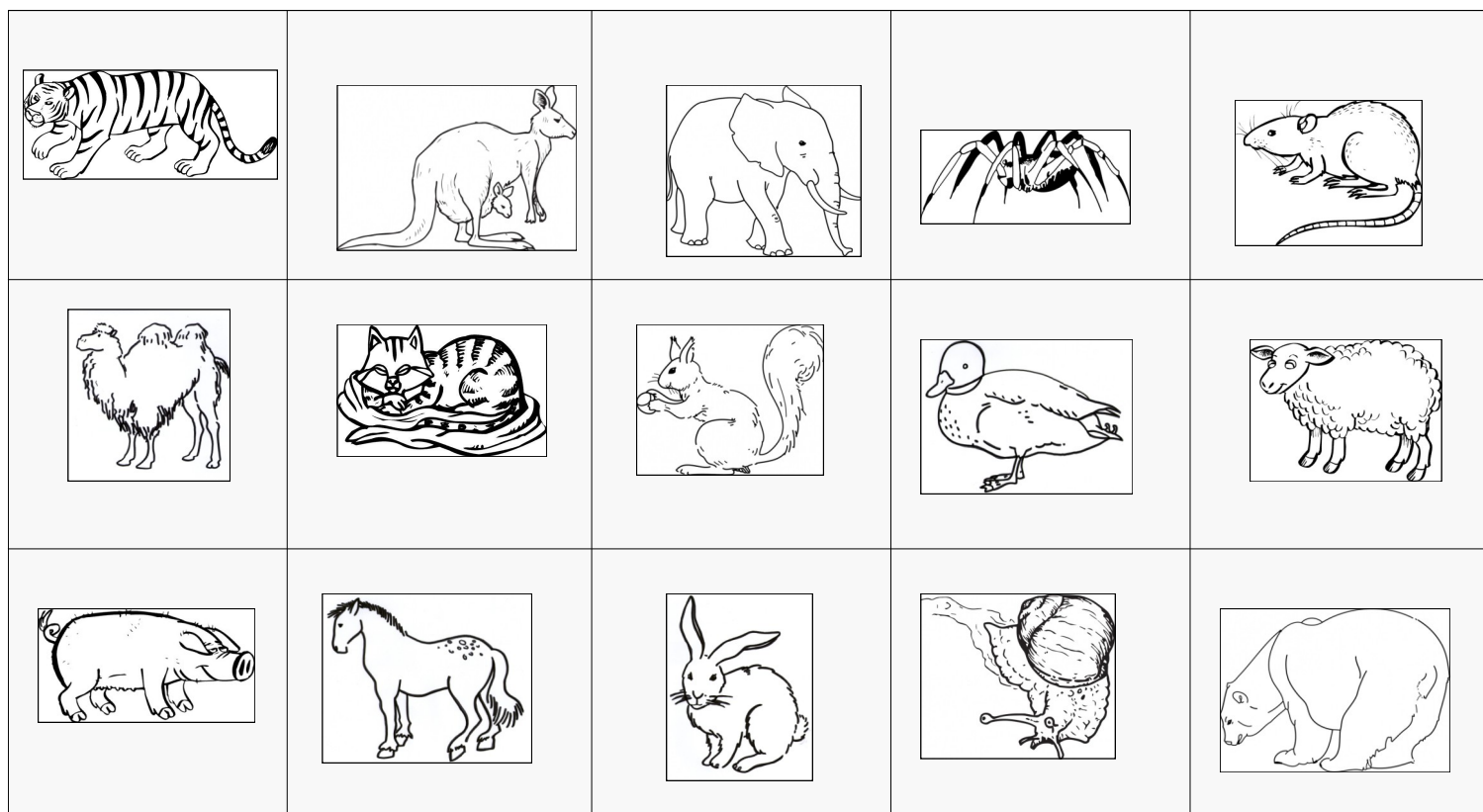
# Entraîner sa mémoire

*Plie cette feuille. Repère les dessins que tu ne retrouves pas des deux côtés et entoure-les.*












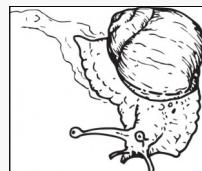








# Entraîner sa mémoire

*Plie cette feuille. Repère les dessins que tu ne retrouves pas des deux côtés et entoure-les.*



# Entraîner sa mémoire

Repère les dessins que tu ne retrouves qu'une seule fois et entoure-les.



# Mémoire

Découpe ces cartes puis mélange-les. Il faut associer la carte blanche et la grise qui lui correspond.

**rat**

**rat**

**mouton**

**mouton**

**kangourou**

**kangourou**

**ours**

**ours**


**canard**

**canard**


**éléphant**

**éléphant**


Relie chaque mot avec son jumeau.




**rat**




**mouton**



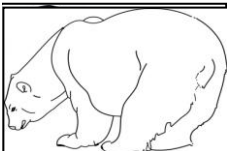
**kangourou**



**éléphant**



**canard**



**ours**

**rat**

**rateau**

**moulin**

**kangourou**

**mouton**

**kangou**

**éléphant**

**élan**

**élégant**

**ours**

**canard**

**caviar**

**rousse**

# Mémoire

Découpe ces cartes puis mélange-les. Il faut associer la carte blanche et la grise qui lui correspond.

**rat**

**RAT**

**mouton**

**MOUTON**

**kangourou**

**KANGOUROU**

**ours**

**OURS**


**canard**

**CANARD**

**éléphant**


**ÉLÉPHANT**

Relie les deux graphies du même mot.




**rat**

**MOUTON**




**mouton**

**CANARD**




**kangourou**

**ÉLÉPHANT**




**éléphant**

**KANGOUROU**



**canard**

**RAT**



**ours**

**OURS**

# Mémoire

Découpe ces cartes puis mélange-les. Il faut associer la carte blanche et la grise qui lui correspond.

**rat**

rat

**mouton**

mouton

**kangourou**

kangourou

**ours**

ours


**canard**

canard

**éléphant**


éléphant

Relie les deux graphies du même mot.




**rat**

canard




**mouton**

mouton




**kangourou**

ours




**éléphant**

éléphant



**canard**


rat




**ours**

kangourou

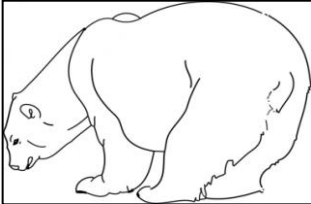
Relie images et mots.




**mouton**




**ours**




**rat**



**canard**





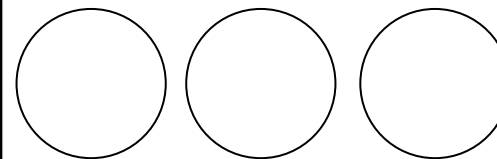








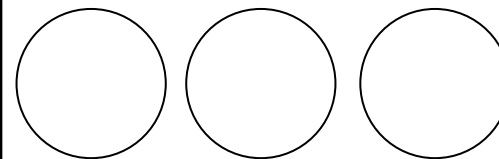



**kangourou**



**éléphant**

## Séance 2 : Fruits et légumes



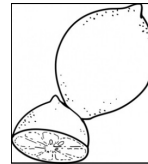
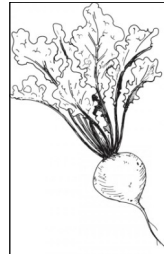
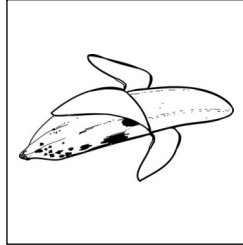


# Entraîner sa mémoire

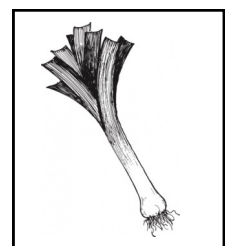
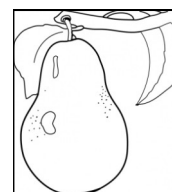
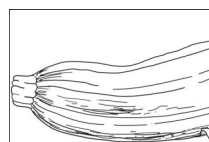

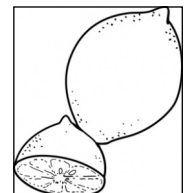
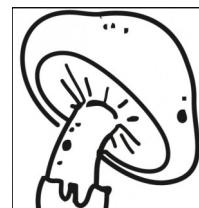


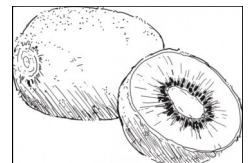
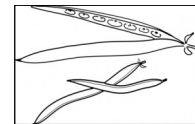



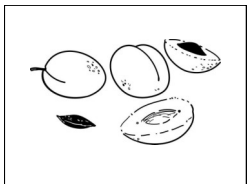

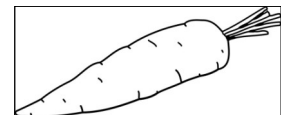
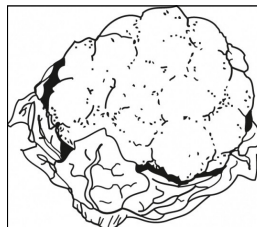



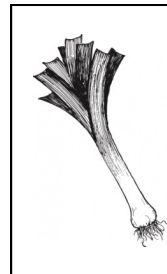
*Avant de commencer, observe bien tous les dessins proposés en bas de page.*

*Pour chaque série, mémorise le nom de ces fruits et légumes, plie la feuille, retrouve-les parmi les dessins et entoure-les de la couleur demandée. Déplie et vérifie.*

Série 1 (à entourer en rouge) :



Série 2 (à entourer en bleu) :






# Entraîner sa mémoire

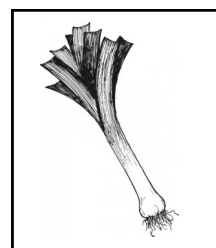
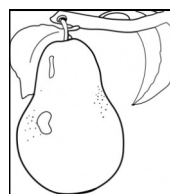
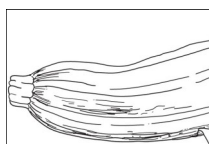

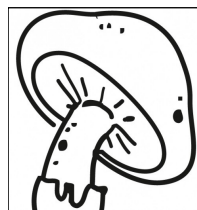


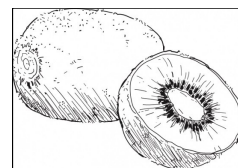




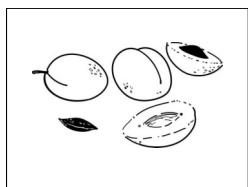

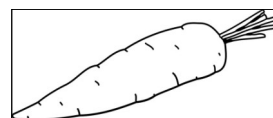



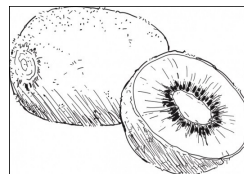


*Avant de commencer, observe bien tous les dessins proposés en bas de page.*

*Pour chaque série, mémorise le nom de ces fruits et légumes, plie la feuille, retrouve-les parmi les dessins et entoure-les de la couleur demandée. Déplie et vérifie.*

Série 1 (à entourer en rouge) :

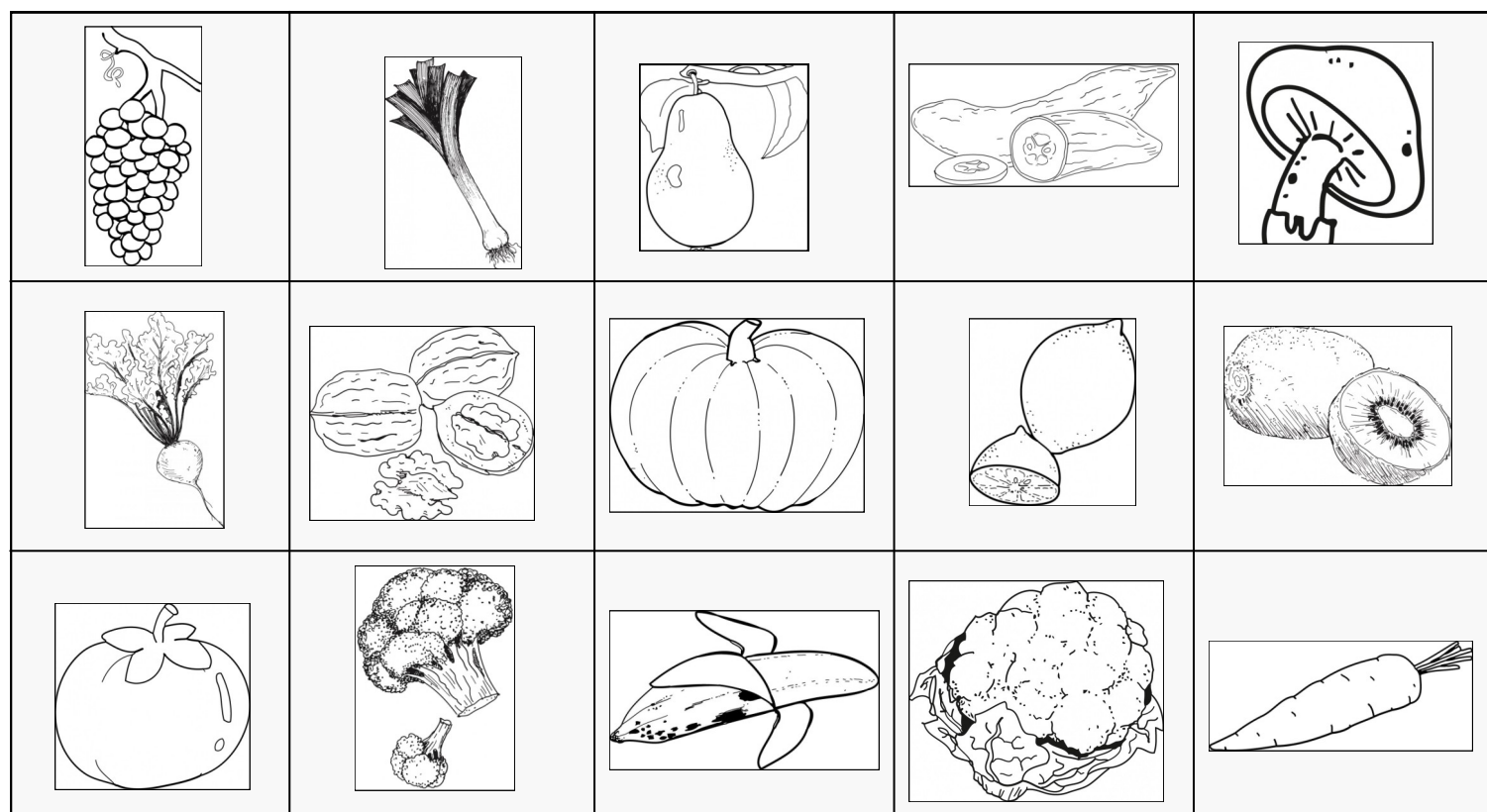



Série 2 (à entourer en bleu) :





# Entraîner sa mémoire

*Plie cette feuille. Repère les dessins que tu ne retrouves pas des deux côtés et entoure-les.*




# Entraîner sa mémoire

*Plie cette feuille. Repère les dessins que tu ne retrouves pas des deux côtés et entoure-les.*



# Entraîner sa mémoire

Repère les dessins que tu ne retrouves qu'une seule fois et entoure-les.



# Mémoire

Découpe ces cartes puis mélange-les. Il faut associer la carte blanche et la grise qui lui correspond.

**chou**

**chou**

**citron**

**citron**

**artichaut**

**artichaut**

**noix**

**noix**

**raisin**

**raisin**

**ananas**

**ananas**


Relie chaque mot avec son jumeau.



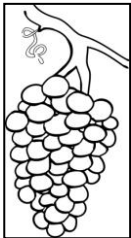
**chou**




**citron**




**noix**



**raisin**



**ananas**



**artichaut**

**patron**

**noix**

**chou**

**ananas**

**nous**

**citron**

**cou**

**raison**

**amas**

**artificiel**

**raisin**

**artichaut**

**prison**

# Mémoire

Découpe ces cartes puis mélange-les. Il faut associer la carte blanche et la grise qui lui correspond.

**chou**

**CHOU**

**citron**

**CITRON**

**artichaut**

**ARTICHAUT**

**noix**

**NOIX**

**raisin**

**RAISIN**

**ananas**

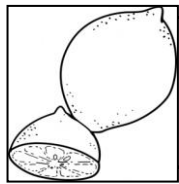
**ANANAS**

Relie les deux graphies du même mot.




**chou**

**ANANAS**



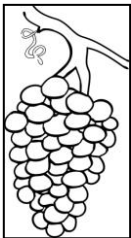
**citron**

**CHOU**



**noix**

**RAISIN**




**raisin**

**ARTICHAUT**



**ananas**

**NOIX**



**artichaut**

**CITRON**

# Mémoire

Découpe ces cartes puis mélange-les. Il faut associer la carte blanche et la grise qui lui correspond.

**chou**

chou

**citron**

citron

**artichaut**

artichaut

**noix**

noix

**raisin**

raisin

**ananas**

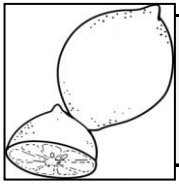
ananas

Relie les deux graphies du même mot.




**chou**

ananas



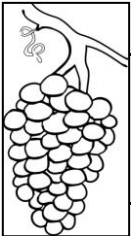
**citron**

chou



**noix**

citron




**raisin**

noix



**ananas**


raisin




**artichaut**

artichaut

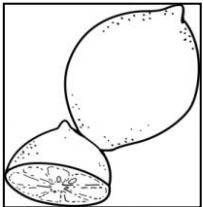
Relie images et mots.




**ananas**



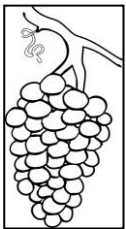
**citron**



**artichaut**



**chou**












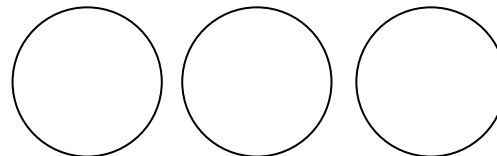






**noix**



**raisin**

# Séance 3 : Vêtements



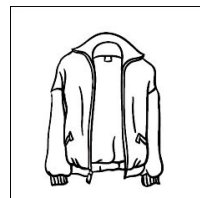


# Entraîner sa mémoire

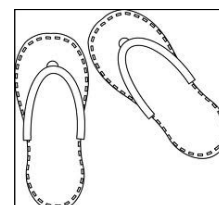
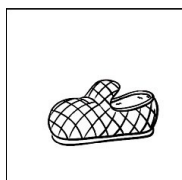

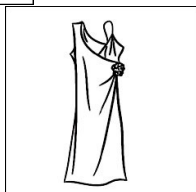
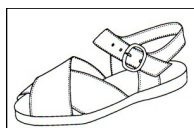
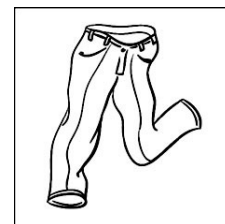

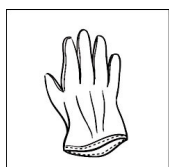
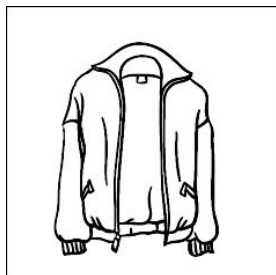

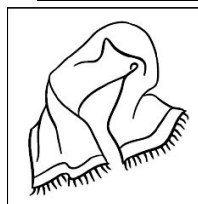
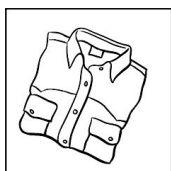

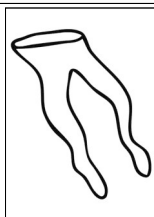


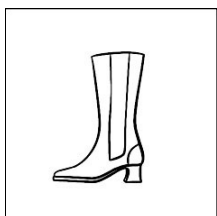
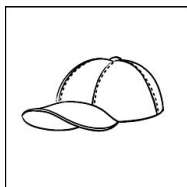


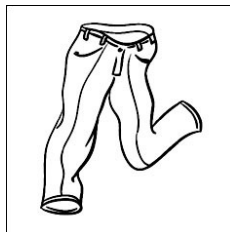

Avant de commencer, observe bien tous les dessins proposés en bas de page.

Pour chaque série, mémorise le nom de ces vêtements, plie la feuille, retrouve-les parmi les dessins et entoure-les de la couleur demandée. Déplie et vérifie.

Série 1 (à entourer en rouge) :



Série 2 (à entourer en bleu) :





# Entraîner sa mémoire

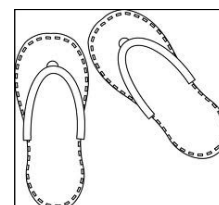


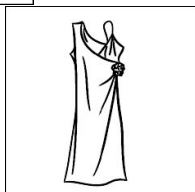
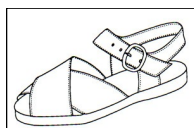
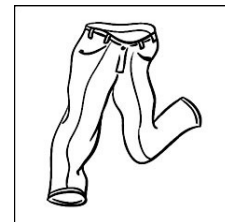


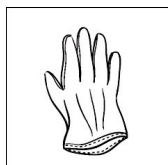
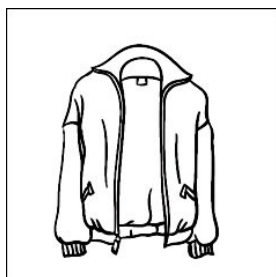

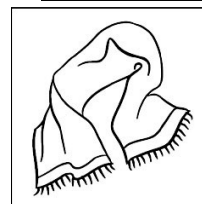

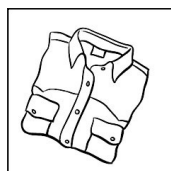

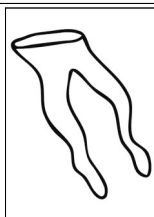
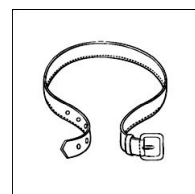



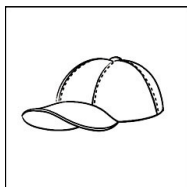



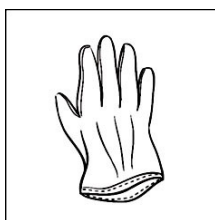
Avant de commencer, observe bien tous les dessins proposés en bas de page.

Pour chaque série, mémorise le nom de ces vêtements, plie la feuille, retrouve-les parmi les dessins et entoure-les de la couleur demandée. Déplie et vérifie.

Série 1 (à entourer en rouge) :





Série 2 (à entourer en bleu) :



# Entraîner sa mémoire

Plie cette feuille . Repère les dessins que tu ne retrouves que d'un côté et colorie-les.



# Entraîner sa mémoire

Repère les dessins que tu ne retrouves qu'une seule fois et entoure-les.



# Mémoire

Découpe ces cartes puis mélange-les. Il faut associer la carte blanche et la grise qui lui correspond.

**anorak**

**anorak**

**bonnet**

**bonnet**

**gants**

**gants**

**pull**

**pull**

**pantalon**

**pantalon**

**chaussons**

**chaussons**

Relie chaque mot avec son jumeau.



bonnet



gants



pull



chaussons



anorak



pantalon

- plus
- pull
- poule
- gants
- géant
- chaussons
- ballet
- bonnet
- pantacourt
- pantalon
- okapi
- anorak

# Mémoire

Découpe ces cartes puis mélange-les. Il faut associer la carte blanche et la grise qui lui correspond.

**anorak**

**ANORAK**

**bonnet**

**BONNET**

**gants**

**GANTS**

**pull**

**PULL**

**pantalon**

**PANTALON**

**chaussons**

**CHAUSSENS**

Relie les deux graphies du même mot.



bonnet



gants



pull



chaussons



anorak



pantalon

GANTS

BONNET

ANORAK

CHAUSSENS

PULL

PANTALON

# Mémoire

Découpe ces cartes puis mélange-les. Il faut associer la carte blanche et la grise qui lui correspond.

**anorak**

anorak

**bonnet**

bonnet

**gants**

gants

**pull**

pull

**pantalon**

pantalon

**chaussons**

chaussons

Relie les deux graphies du même mot.



**bonnet**

pull



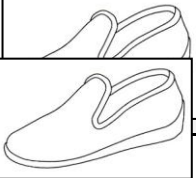
**gants**

gants



**pull**

chaussons



**chaussons**

bonnet



**anorak**

pantalon



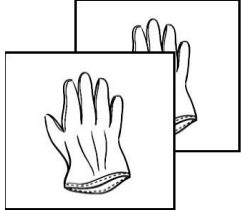
**pantalon**

anaorak

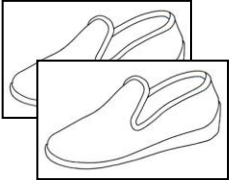
Relie images et mots.




**gants**



**chaussons**



**pantalon**



**anorak**



**bonnet**



**pull**