


Enrichir et utiliser le lexique

Les fruits et légumes

Jeu du Lynx séance 1



Objectif :

Découvrir, trier et utiliser le lexique des fruits et légumes.

Le livret interactif :

Pour ouvrir le livret interactif, il faut ouvrir le dossier puis cliquer sur le lecteur (1. Lecteur)













Ce livret interactif propose 4 étapes de la découverte à l'utilisation du lexique.













Le livret d'accompagnement (fiches à imprimer)













En complément du livret interactif, ce dossier propose du matériel pour découvrir enrichir, trier et utiliser ce lexique.

Un référentiel pour lire et écrire les mots


Ce référentiel est proposé dans les trois graphies. Il peut être découpé pour disposer de cartes à manipuler et à trier.

FRUITS		
		
ANANAS	CERISE	BANANE
		
CITRON	ABRICOT	FRAISE
		
FRAMBOISE	KIWI	NOISETTES
		
NOIX	POMME	POIRE

Fruits		
		
ananas	cerise	banane
		
citron	abricot	fraise
		
framboise	kiwi	noisettes
		
noix	pomme	poire


Fruits		
		
ananas	cerise	banane
		
citron	abricot	fraise
		
framboise	kiwi	noisettes
		
noix	pomme	poire

Du matériel pour jouer en atelier



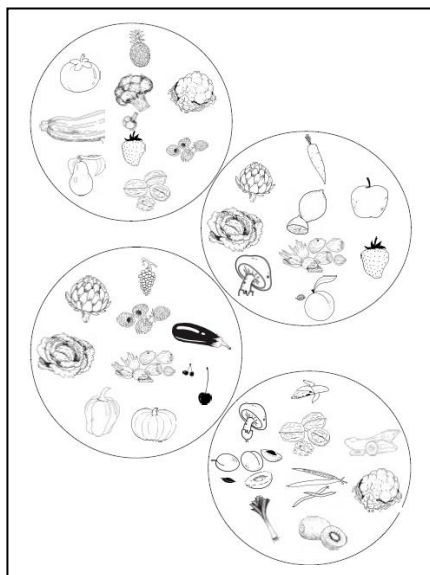

1. **Le jeu du Lynx** avec
un plateau composé de 70 vignettes

Cartes-missions




12 cartes à tirer au hasard pour s'entraîner à
rechercher rapidement 4 éléments sur le
plateau de jeu

2. Un jeu de loto



3. un jeu de « Dooble »
















Pour poser sa carte sur la table, il faut repérer puis énoncer un élément commun entre sa carte et celle posée en haut du tas.



4. un domino pour associer images et photos

Des fiches pour produire des écrits

Le référentiel lexique illustré

FRUITS		
 ANANAS	 CERISE	 BANANE
 CITRON	 ABRICOT	 FRAISE
 FRAMBOISE	 KIWI	 NOISETTES
 NOIX	 POMME	 POIRE
 PÊCHE	 ORANGE	 RAISIN


FRUITS



ANANAS



CERISE



BANANE



CITRON



ABRICOT



FRAISE



FRAMBOISE



KIWI



NOISETTES



NOIX




POMME



POIRE



PÊCHE



ORANGE



RAISIN


Fruits



ananas



cerise



banane



citron



abricot



fraise



framboise



kiwi



noisettes



noix



pomme



poire



pêche



orange



raisin

Fruits



ananas



cerise



banane



citron



abricot



fraise



framboise



kiwi



noisettes



noix



pomme



poire



pêche



orange



raisin

LEGUMES



ARTICHAUT



AUBERGINE



BROCOLI



CAROTTE




CHOU-FLEUR



CHAMPIGNON



CITROUILLE



CONCOMBRE



COURGETTE



POIREAU



POIVRON



SALADE



TOMATE



HARICOT



RADIS

Légumes



artichaut



aubergine



brocoli



carotte



chou-fleur



champignon



citrouille



concombre



courgette



poireau



poivron



salade



tomate



haricot



radis

Légumes



artichaut



aubergine



brocoli



carotte



chou-fleur



champignon



citrouille



concombre



courgette



poireau



poisson



salade



tomate



haricot

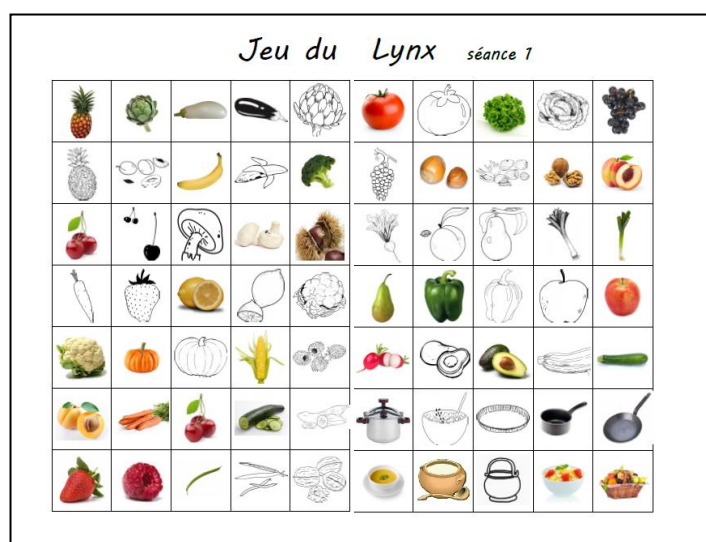
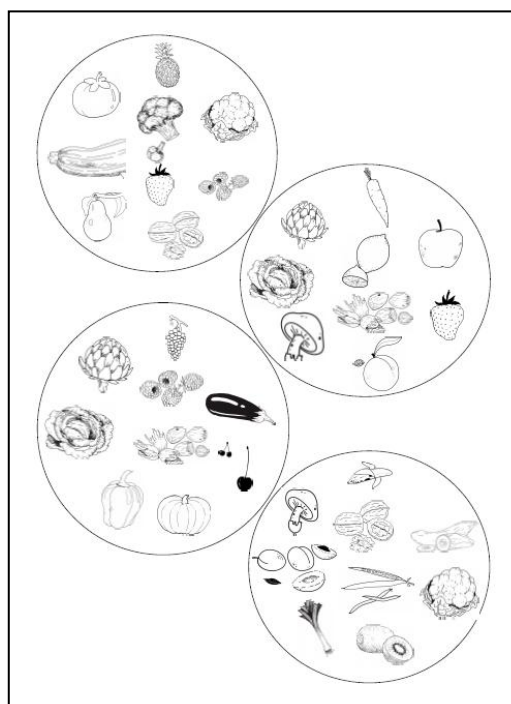




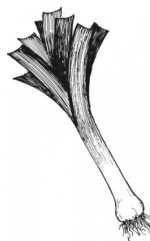
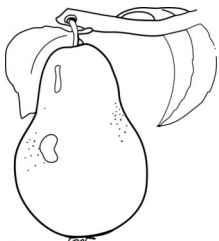



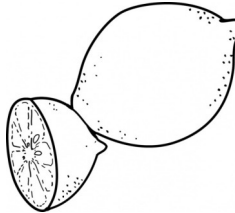

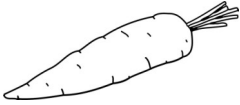
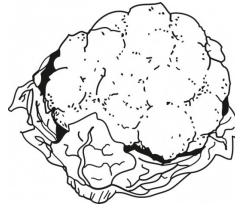
radis



Les jeux en ateliers



dominos, lotos,



jeu du lynx, dobbble















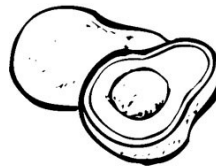
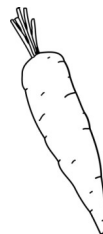


Jeu du





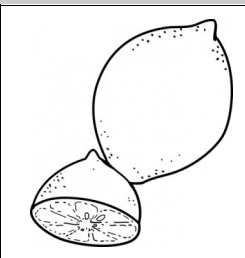


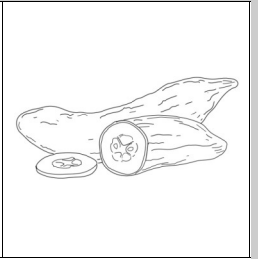
Lynx séance 1




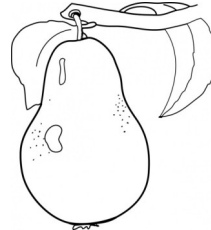
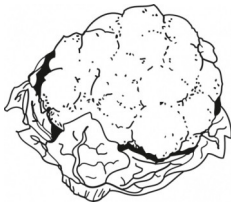

Cartes-missions


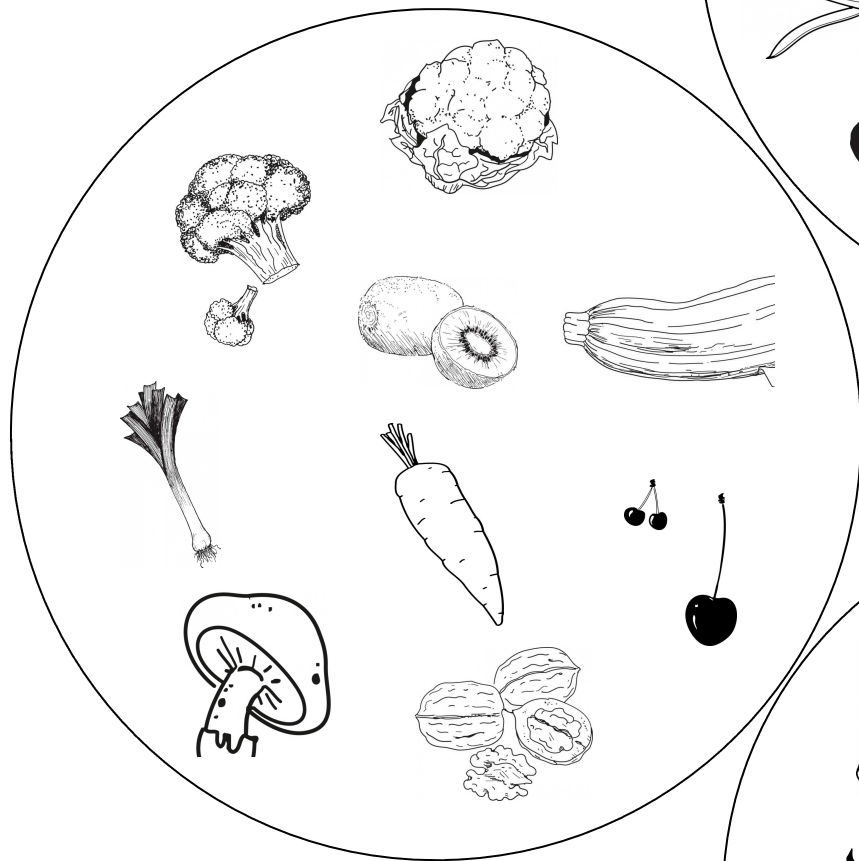
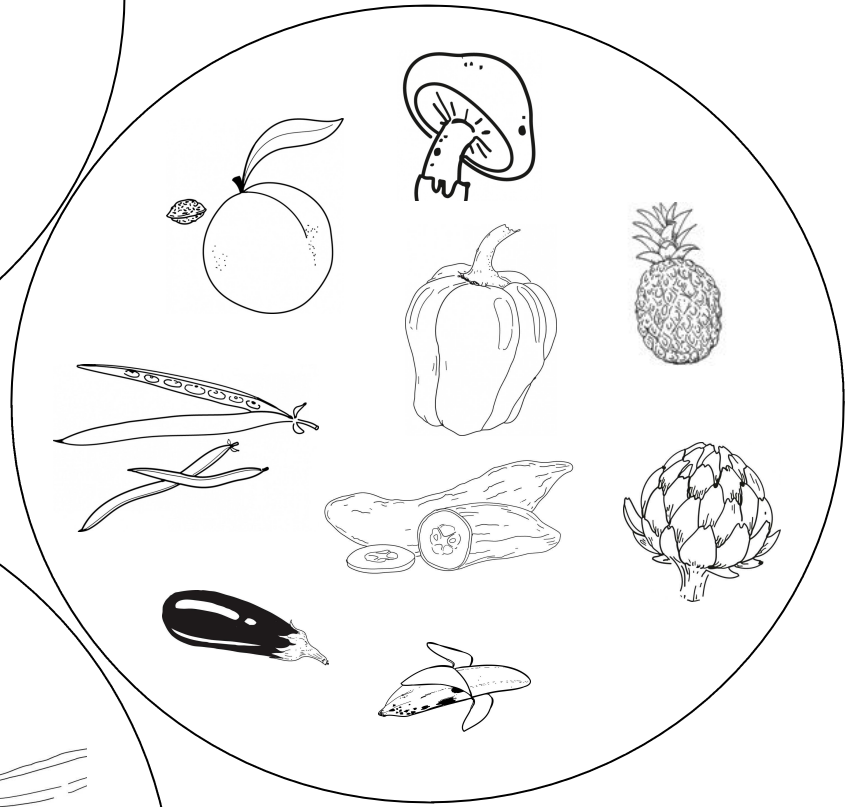
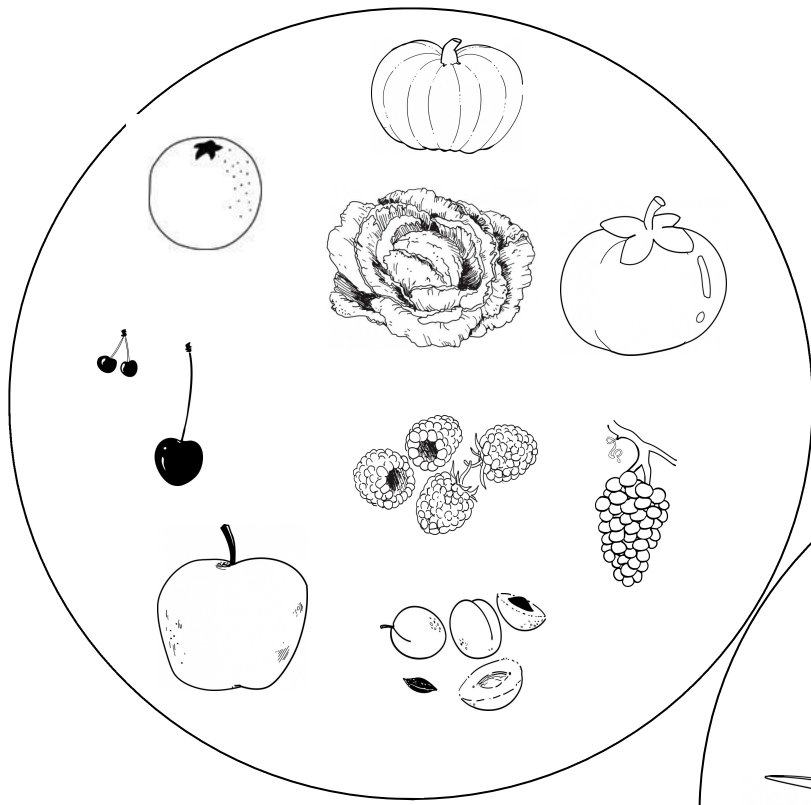


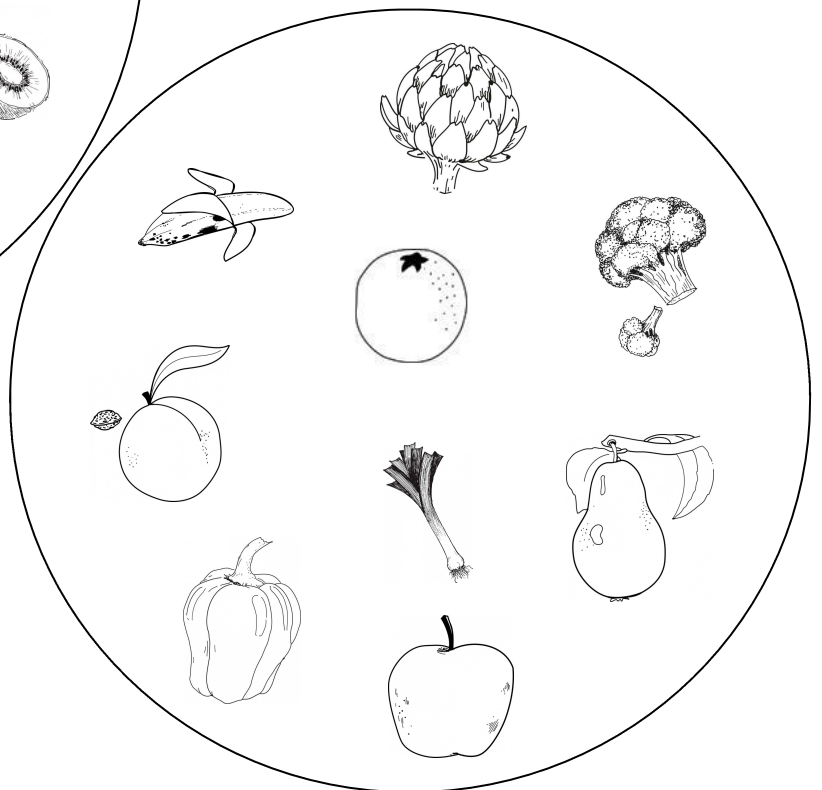
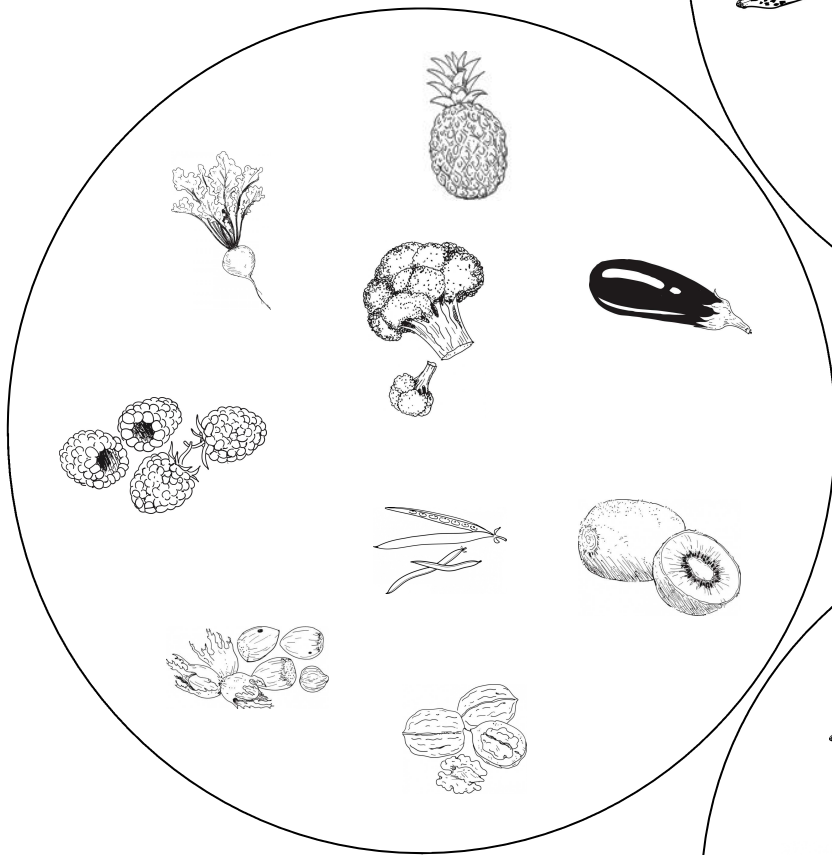

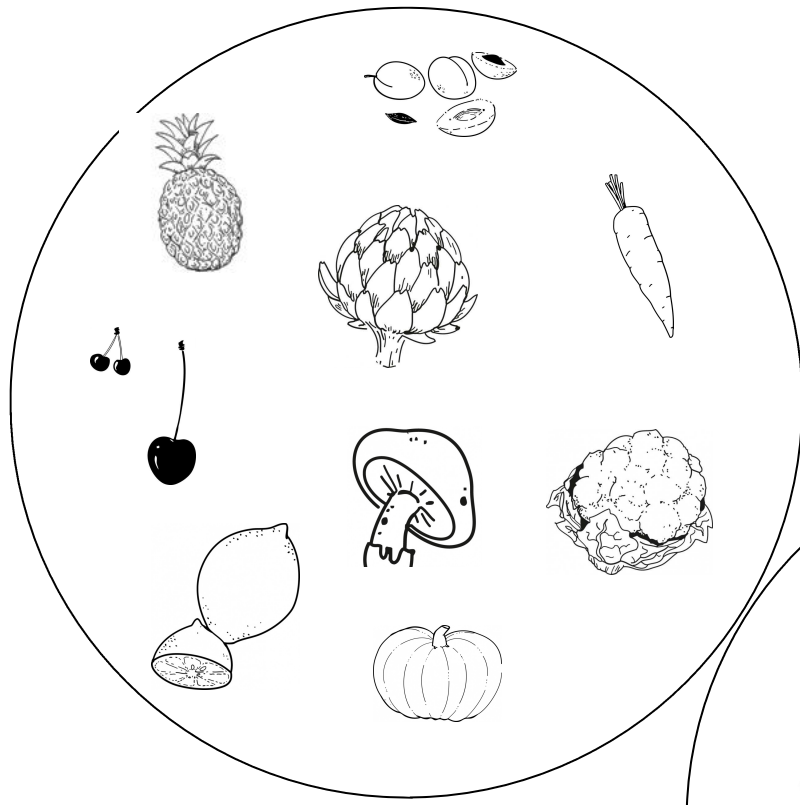
Cartes-missions

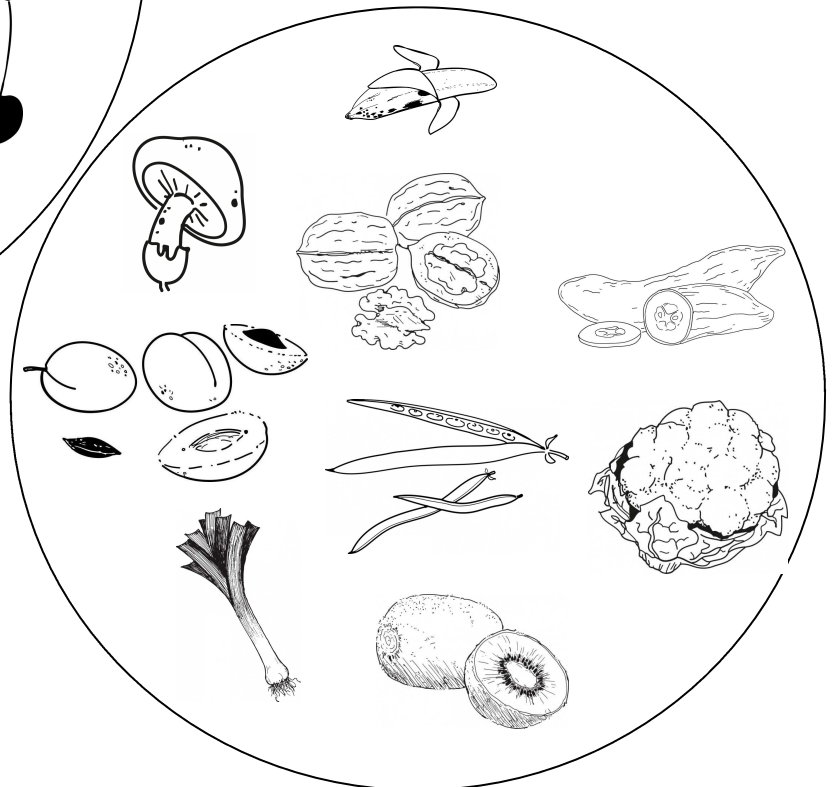


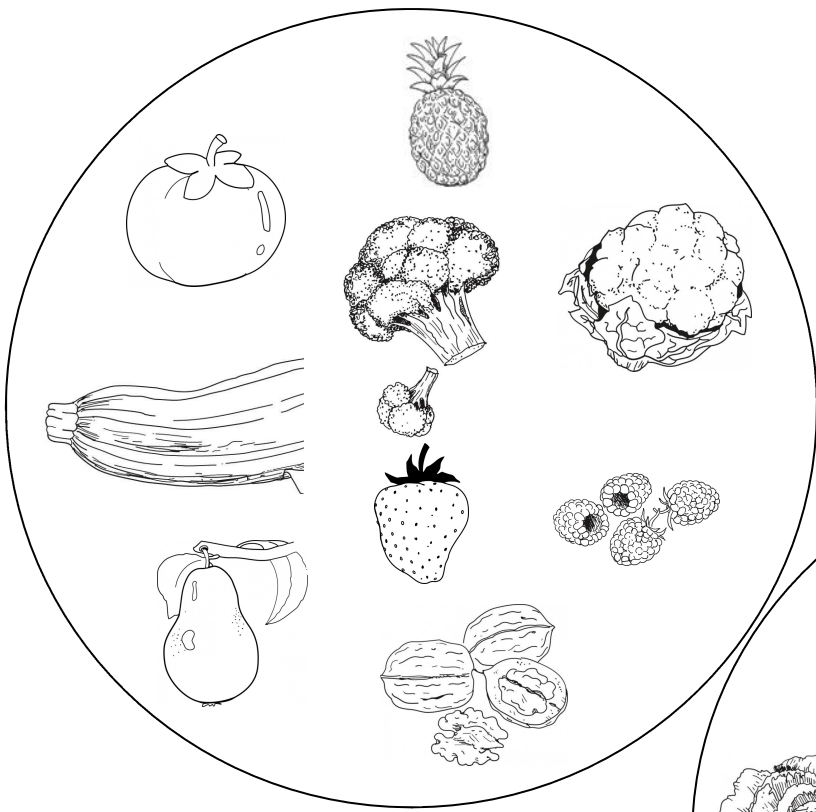




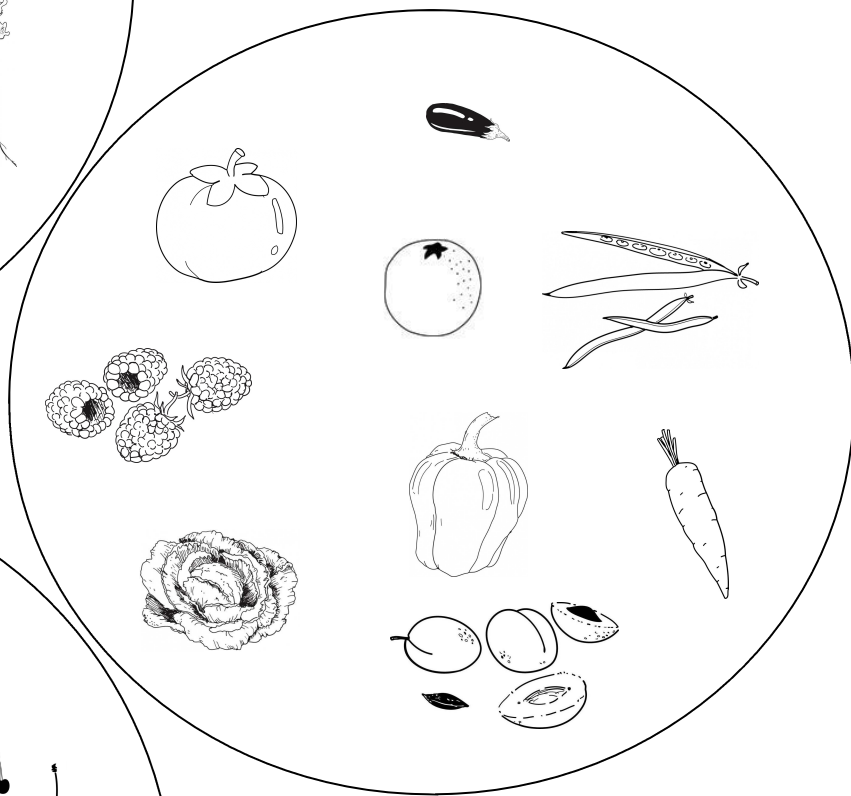

Cartes-missions

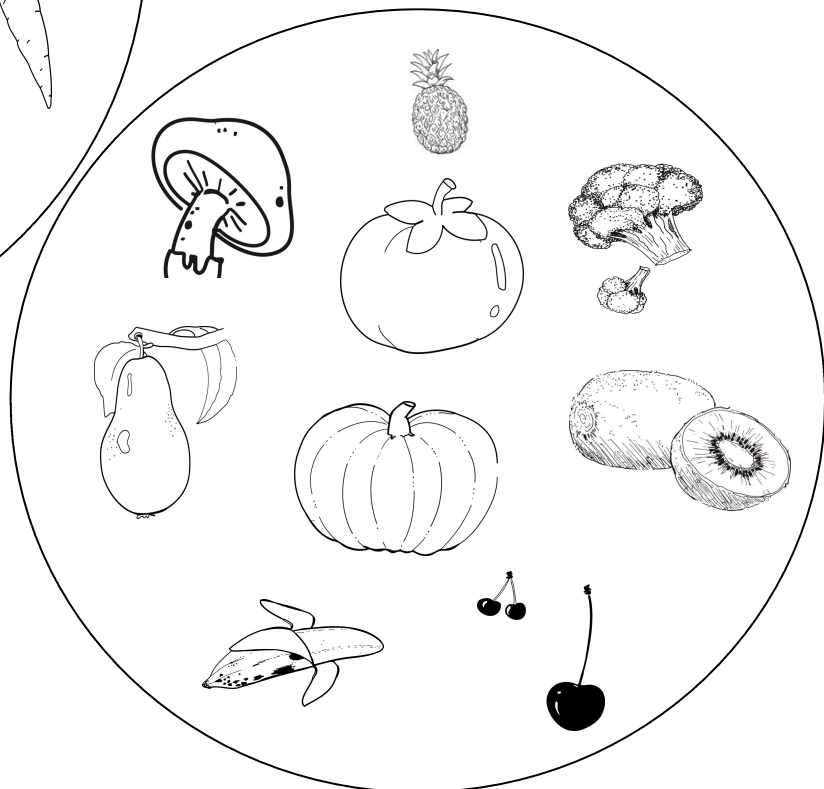


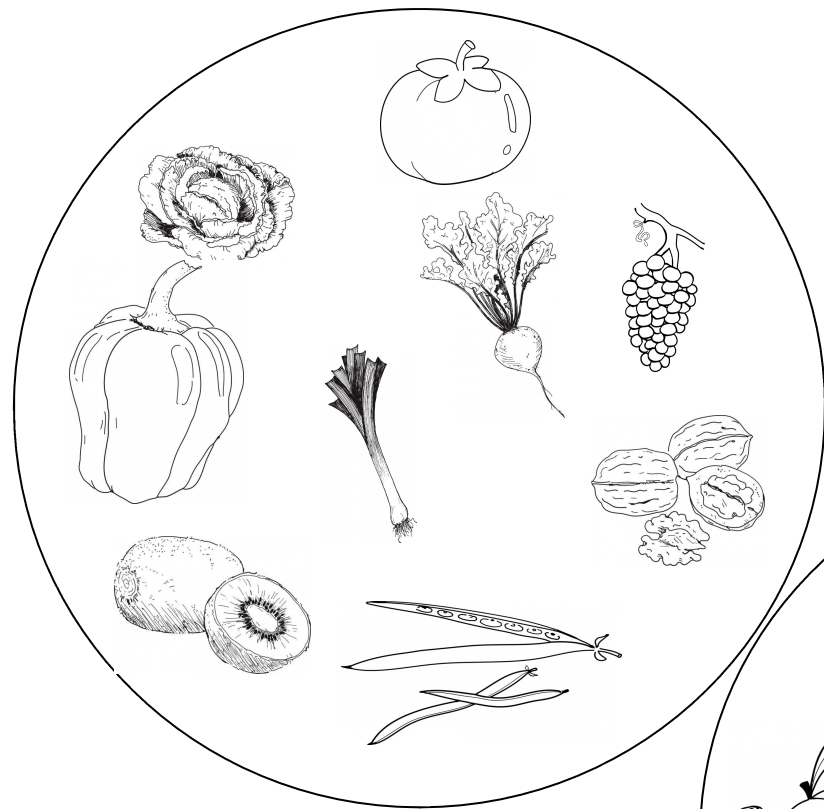




















































Les fiches d'autonomie

Discrimination, tris, reconnaissance de mots, production d'écrits

Page modèle



En recopiant la page modèle, j'ai commis 5 erreurs ; retrouve-les et entoure-les.






			
			
			
			
			






			
			
			
			
			

Le Lexique des fruits et légumes

Consigne : Trie ce que tu mets dans la soupe pou dans la salade de fruits















Fruits et légumes

Découpe les images en bas de la page et colle-les dans les bonnes cases. Pour cela, tu peux t'aider du lexique illustré.

framboise		framboise	
framboise		framboise	
citron		citrouille	
citron		citrouille	
courgette		concombre	
courgette		concombre	
poireau		poire	
poireau		poire	

LES FRUITS ET LES LEGUMES

Il mange

Blanche-Neige mange une pomme .


Le lapin mange .

Le écureuil mange .


Le escargot mange .

Le singe mange .



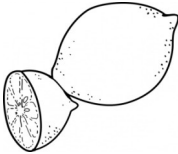




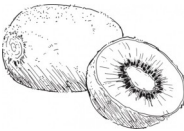


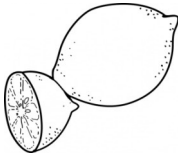

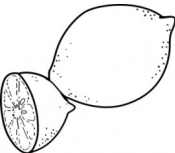

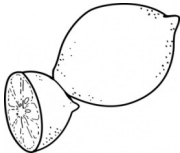


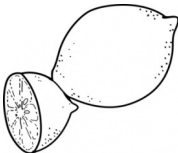


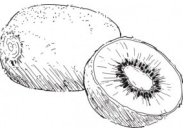







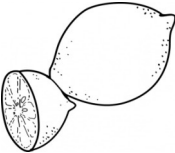


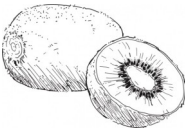

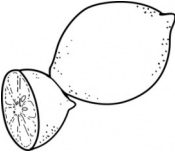

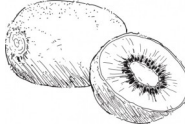


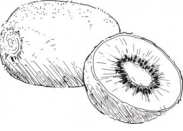

Page modèle




En recopiant la page modèle, j'ai commis 5 erreurs ; retrouve-les et entoure-les.

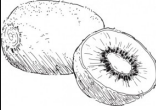


Compte combien de fois tu vois ces fruits et légumes.


				
				
				
				
				
				
				
				




?



?

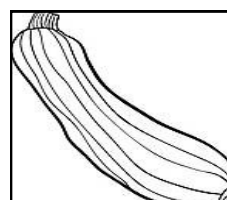

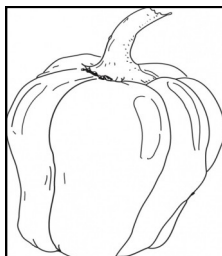

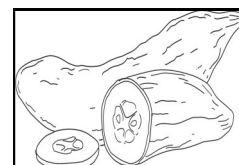


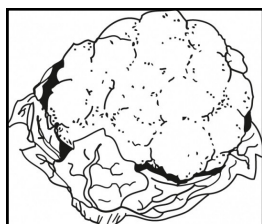















?


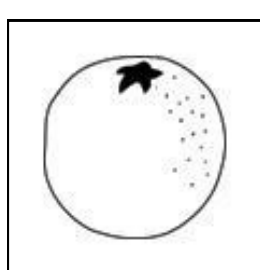

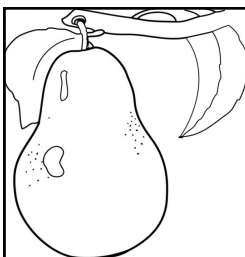

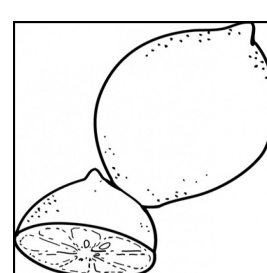
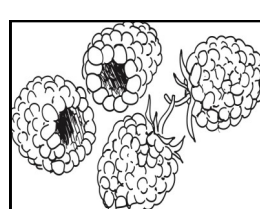
















?

Consigne : Découpe les dessins des légumes et colle-les sous leur photo.

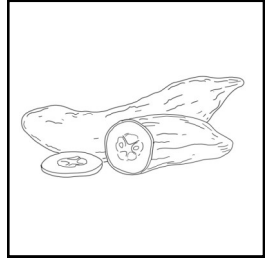

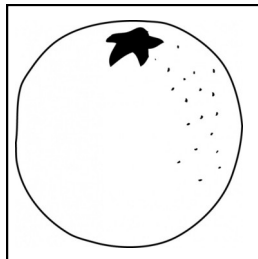
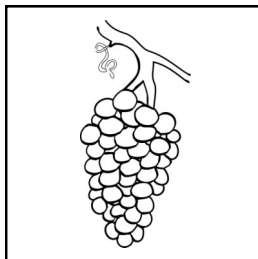

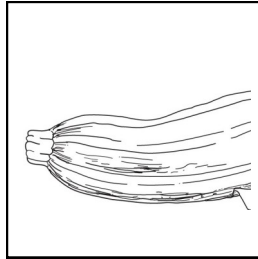
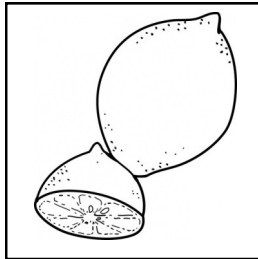


Consigne : Découpe les dessins des **FRUITS** et colle-les sous leur photo.




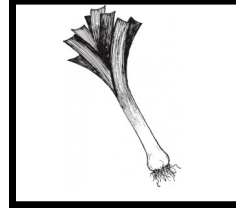

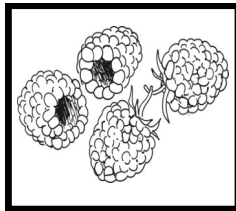


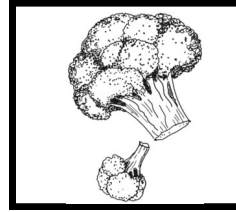
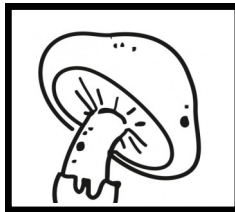




Le Lexique des fruits et légumes

Consigne : Trie les fruits et les légumes



Le Lexique des fruits et légumes

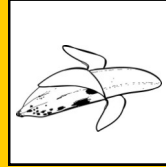


Consigne : Trie ce que tu mets dans la soupe ou dans la salade de fruits






FRUITS ET LÉGUMES

Colorie l'image qui correspond au mot

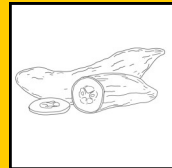

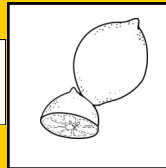
BANANE




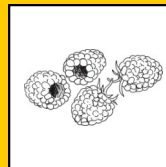

POMME



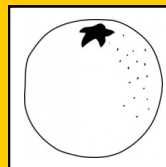

CITROUILLE



FRAISE



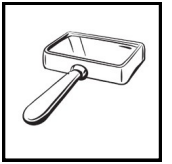
TOMATE



POIREAU

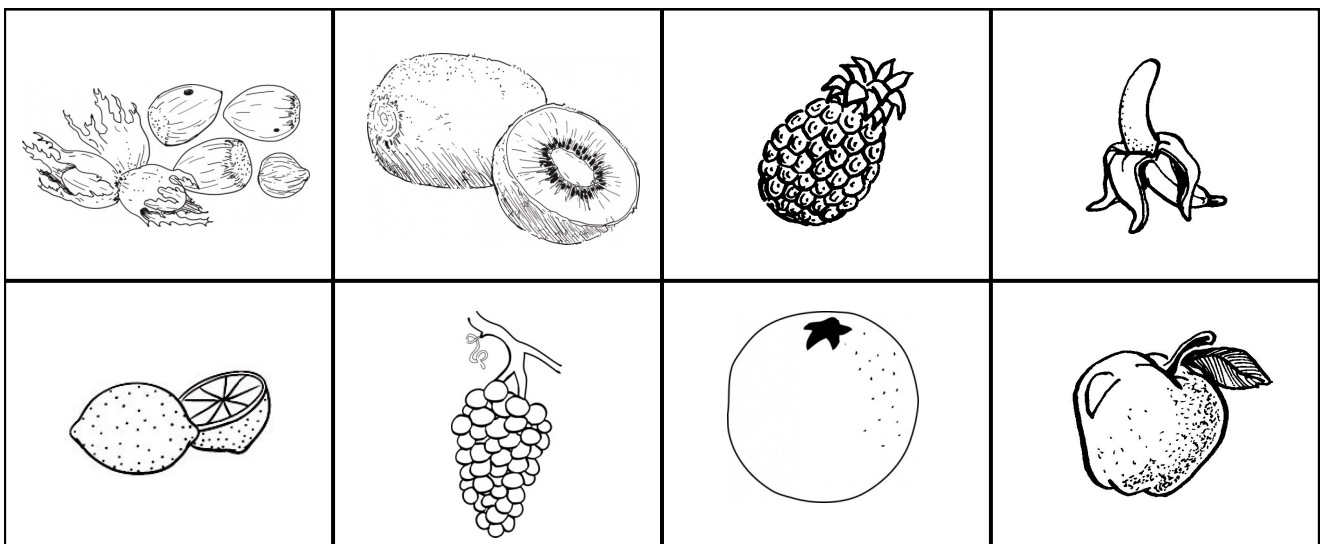


Les fruits

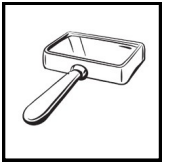


Découpe les images en bas de la page et colle-les dans les bonnes cases.
Pour cela, tu peux t'aider du lexique illustré.

raisin		banane	
raisin		banane	
orange		ananas	
orange		ananas	
citron		noisettes	
citron		noisettes	
kiwi		pomme	
kiwi		pomme	




Les fruits

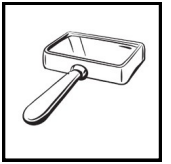


Découpe les images en bas de la page et colle-les dans les bonnes cases.
Pour cela, tu peux t'aider du lexique illustré.

RAISIN		BANANE	
<i>raisin</i>		<i>banane</i>	
ORANGE		ANANAS	
<i>orange</i>		<i>ananas</i>	
CITRON		NOISETTES	
<i>citron</i>		<i>noisettes</i>	
KIWI		POMME	
<i>kiwi</i>		<i>pomme</i>	




Les légumes

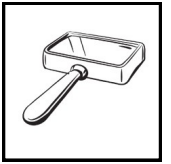


Découpe les images en bas de la page et colle-les dans les bonnes cases.
Pour cela, tu peux t'aider du lexique illustré.

tomate		haricot	
tomate		haricot	
carotte		salade	
carotte		salade	
artichaut		radis	
artichaut		radis	
brocoli		champignon	
brocoli		champignon	




Les légumes

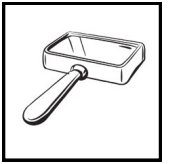


Découpe les images en bas de la page et colle-les dans les bonnes cases.
Pour cela, tu peux t'aider du lexique illustré.

TOMATE		HARICOT	
tomate		haricot	
CAROTTE		SALADE	
carotte		salade	
ARTICHAUT		RADIS	
artichaut		radis	
BROCOLI		CHAMPIGNON	
brocoli		champignon	




Fruits et légumes

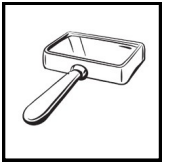


Découpe les images en bas de la page et colle-les dans les bonnes cases.
Pour cela, tu peux t'aider du lexique illustré.

fraise		framboise	
fraise		framboise	
citron		citrouille	
citron		citrouille	
courgette		concombre	
courgette		concombre	
poireau		poire	
poireau		poire	




Fruits et légumes

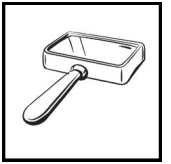


Découpe les images en bas de la page et colle-les dans les bonnes cases.
Pour cela, tu peux t'aider du lexique illustré.

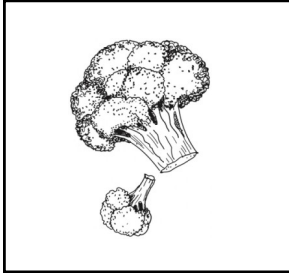
FRAISE		FRAMBOISE	
fraise		framboise	
CITRON		CITROUILLE	
citron		citrouille	
COURGETTE		CONCOMBRE	
courgette		concombre	
POIREAU		POIRE	
poireau		poire	





Légumes

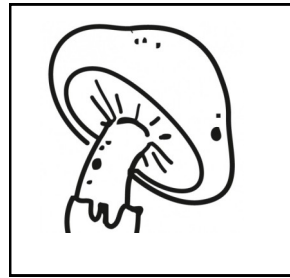



Colle ou écris les noms en face des bonnes images . Tu peux t'aider du lexique illustré.

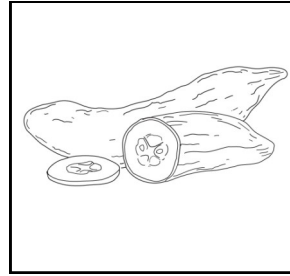


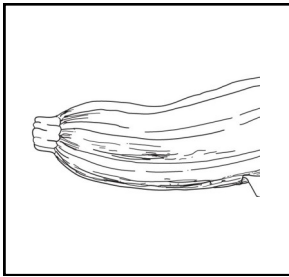


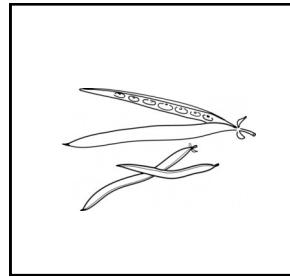


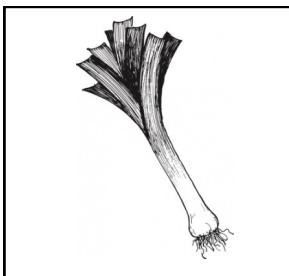











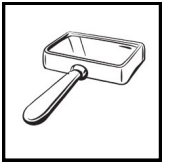




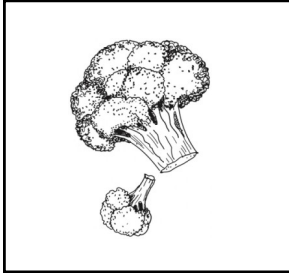



salade	courgette	citrouille	carotte	artichaut
poireau	haricot	concombre	champignon	brocoli


Légumes

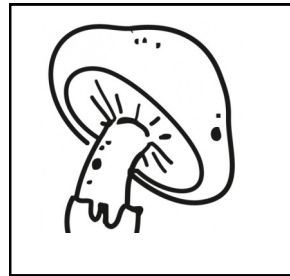


Colle ou écris les noms en face des bonnes images . Tu peux t'aider du lexique illustré.

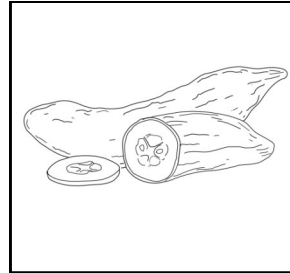


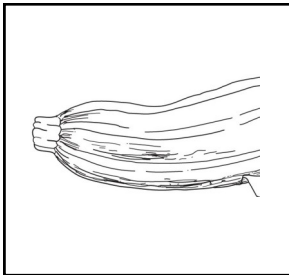


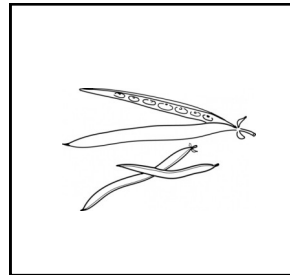


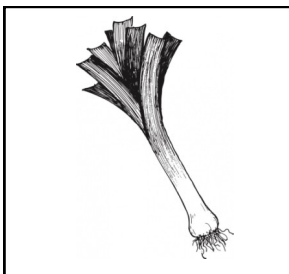











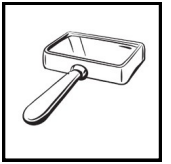







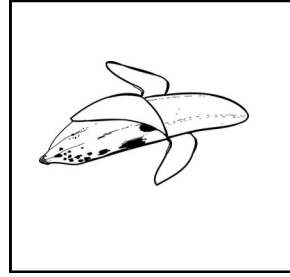
SALADE	COURGETTE	CITROUILLE	CAROTTE	ARTICHAUT
POIREAU	HARICOT	CONCOMBRE	CHAMPIGNON	BROCOLI

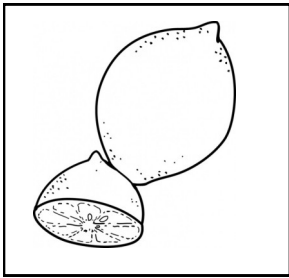
Fruits





Colle ou écris les noms en face des bonnes images . Tu peux t'aider du lexique illustré.




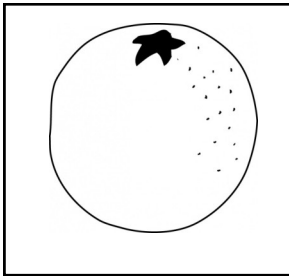

















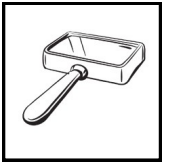







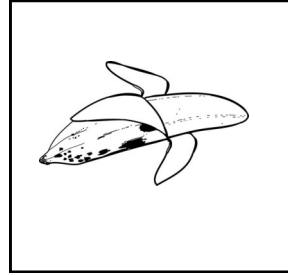
raisin	orange	kiwi	fraise	banane
pomme	poire	framboise	citron	ananas

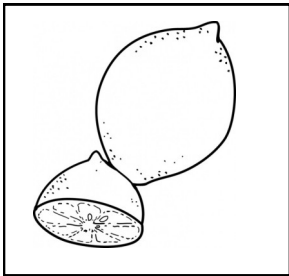
Fruits





Colle ou écris les noms en face des bonnes images . Tu peux t'aider du lexique illustré.




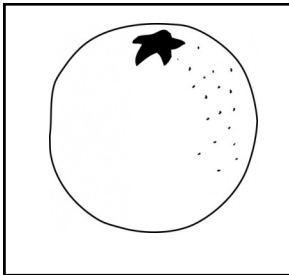


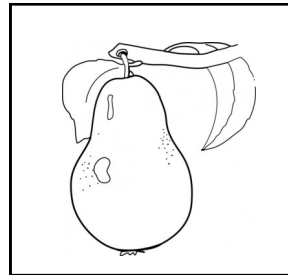


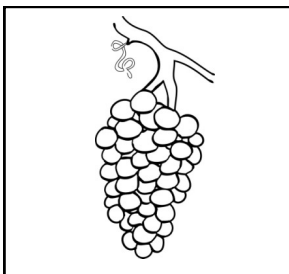

















RAISIN	ORANGE	KIWI	FRAISE	BANANE
POMME	POIRE	FRAMBOISE	CITRON	ANANAS

LES FRUITS ET LES LEGUMES

Il mange



Blanche-Neige

mange

une pomme .



Le lapin

mange

_____ •



L'écureuil

mange

_____ •



L'escargot

mange

_____ •



Le singe

mange

_____ •

LE LEXIQUE DES FRUITS ET LEGUMES


Consigne : Complète le texte écrit en dessous.

Pour cela tu peux t'aider des images et du lexique illustré.



Coralie

CORALIE



une salade de fruits

UNE SALADE DE FRUITS



Rémi

RÉMI

Lundi,




et



ont préparé une




coupe un



, une



et une



épluche une



, une



et une



Bon appétit !

Lundi, _____ et _____ ont préparé une _____ de _____ .

...

_____ coupe un _____ , une _____ et une _____ .

_____ épluche une _____ , une _____ et une _____ .

Bon appétit !


Consigne : Tu peux te servir de ce texte à trous pour inventer ta propre histoire.

Recettes


Consigne : Grâce au modèle, complète le texte écrit en dessous.
Pour cela tu peux t'aider des images et du lexique illustré.

La salade fruits

Pour faire une



, tu peux peler et couper une



, une




une



, un



une



et des



Ensuite ajoute du sucre et remue.

Pour faire une _____, tu peux peler et couper une _____, une _____

une _____, un _____, une _____ et des _____.

Consigne : Tu peux te servir de ce texte à trous pour inventer ta propre recette.

Recettes

Consigne : Grâce au modèle, complète le texte écrit en dessous.
Pour cela tu peux t'aider des images et du lexique illustré.

Le potage


Pour faire un



, tu peux peler et couper deux



, une



un



et un morceau de



. Lave-les et mets-les à cuire dans de l'eau.

Pour faire un _____, tu peux peler et couper deux _____, une _____

un _____ et un morceau de _____.

Consigne : Tu peux te servir de ce texte à trous pour inventer ta propre recette.